



# Department of Social Work University of Delhi

Students' Experience Survey  
Internal Quality Assurance Cell (IQAC)

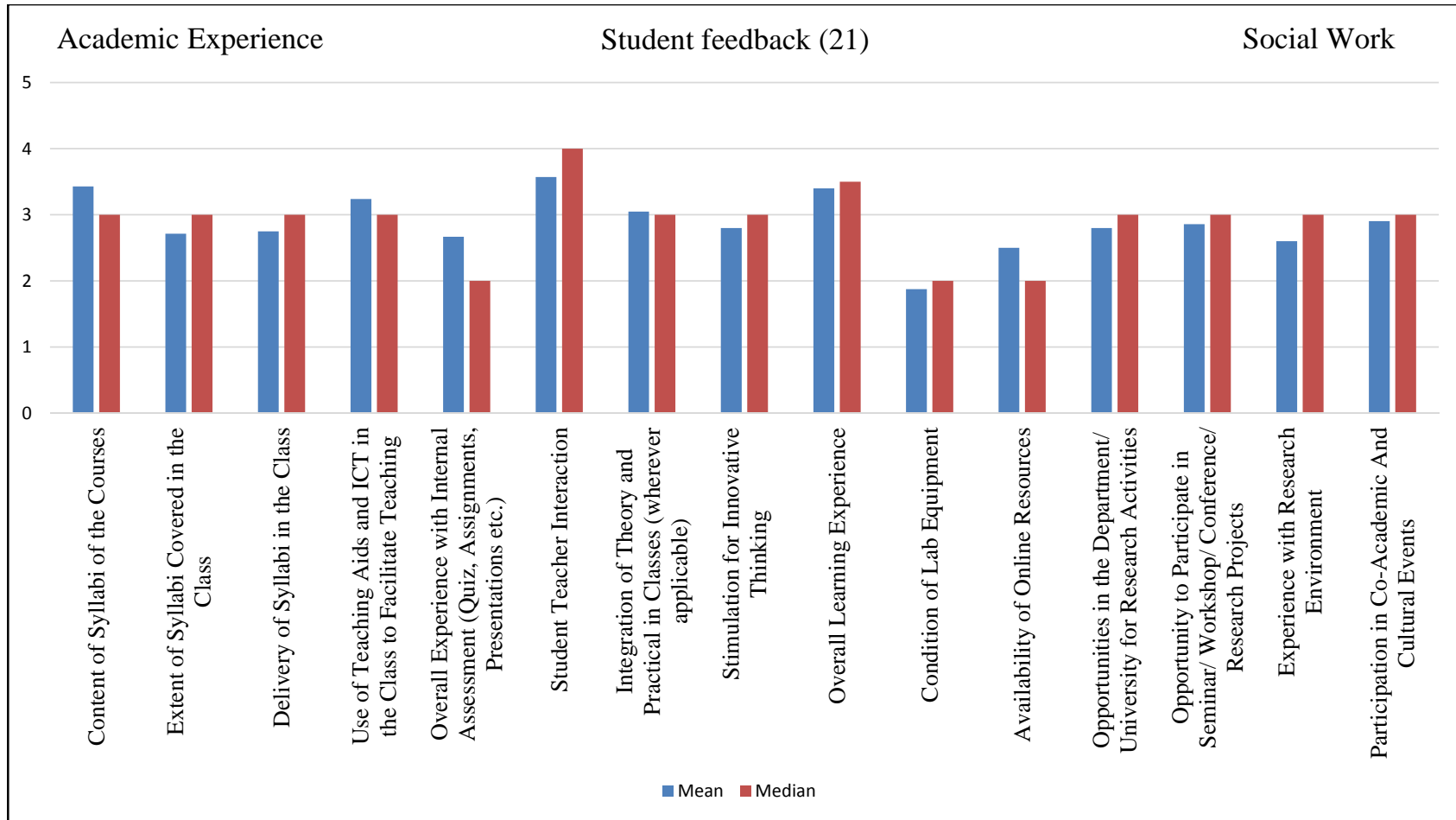
*May-June 2016*

# Table of Contents

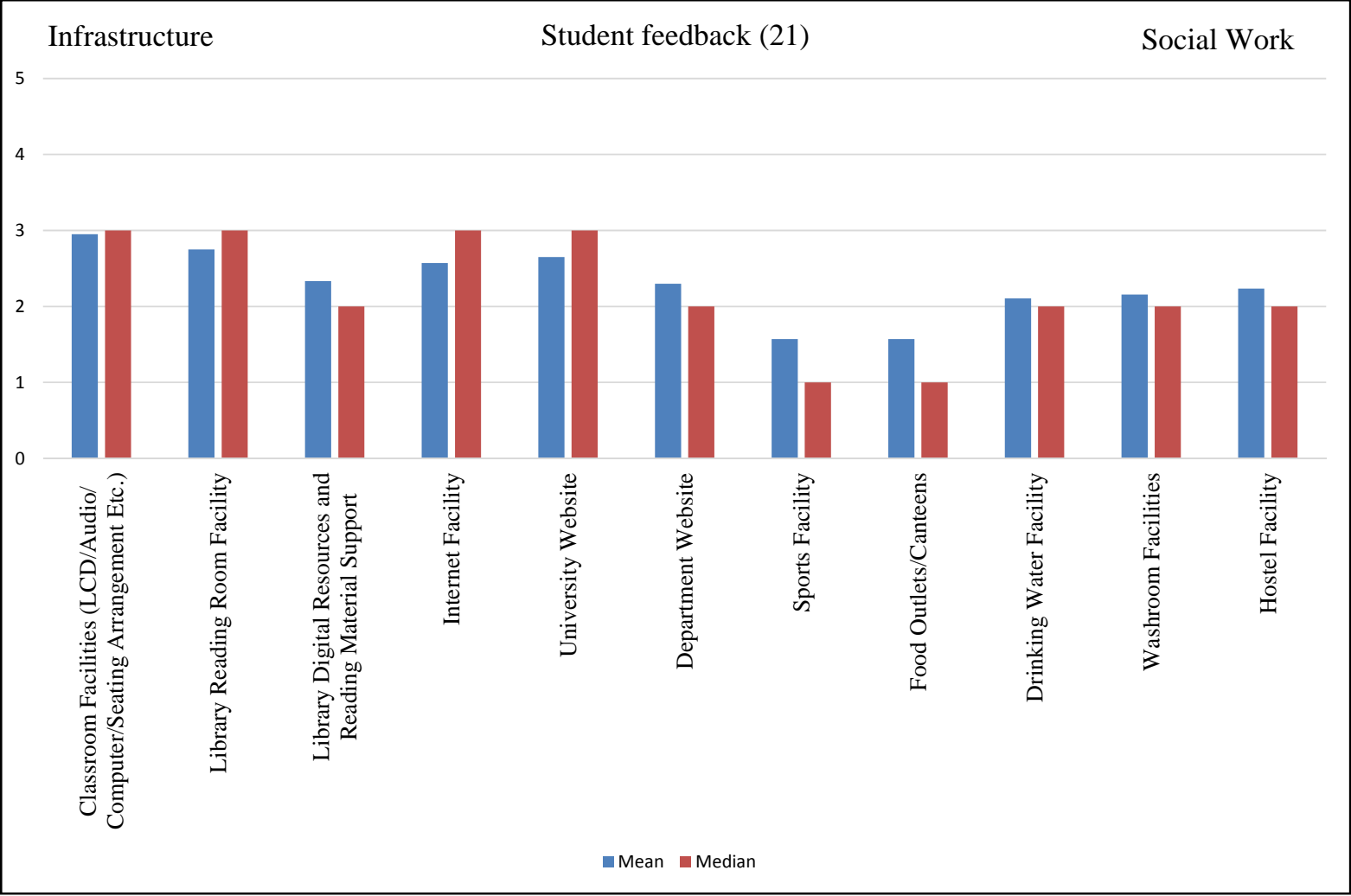
<b>1.</b>	<b>Student Feedback: Bar Charts</b>	
	<i>Academic Experience</i>	1
	<i>Infrastructure</i>	2
	<i>Support System</i>	3
	<i>Skills/Competencies Developed During Course of Study</i>	4
<b>2.</b>	<b>Student Feedback (Arranged by Attendance): Bar Charts</b>	
	<i>Academic Experience</i>	5
	<i>Infrastructure</i>	7
	<i>Support System</i>	9
	<i>Skills/Competencies Developed During Course of Study</i>	11
<b>2.</b>	<b>Student Feedback: Pie Chart</b>	
	<i>“Would you recommend this university to others?”</i>	13
<b>3.</b>	<b>Table 1: Mean, Median, SD, Minimum, Maximum Value for Each Question</b>	14
<b>4.</b>	<b>Table 2: Frequency Distribution in Levels</b>	17
<b>5.</b>	<b>Table 3: Frequency Distribution in Percentage</b>	20

# Student Feedback

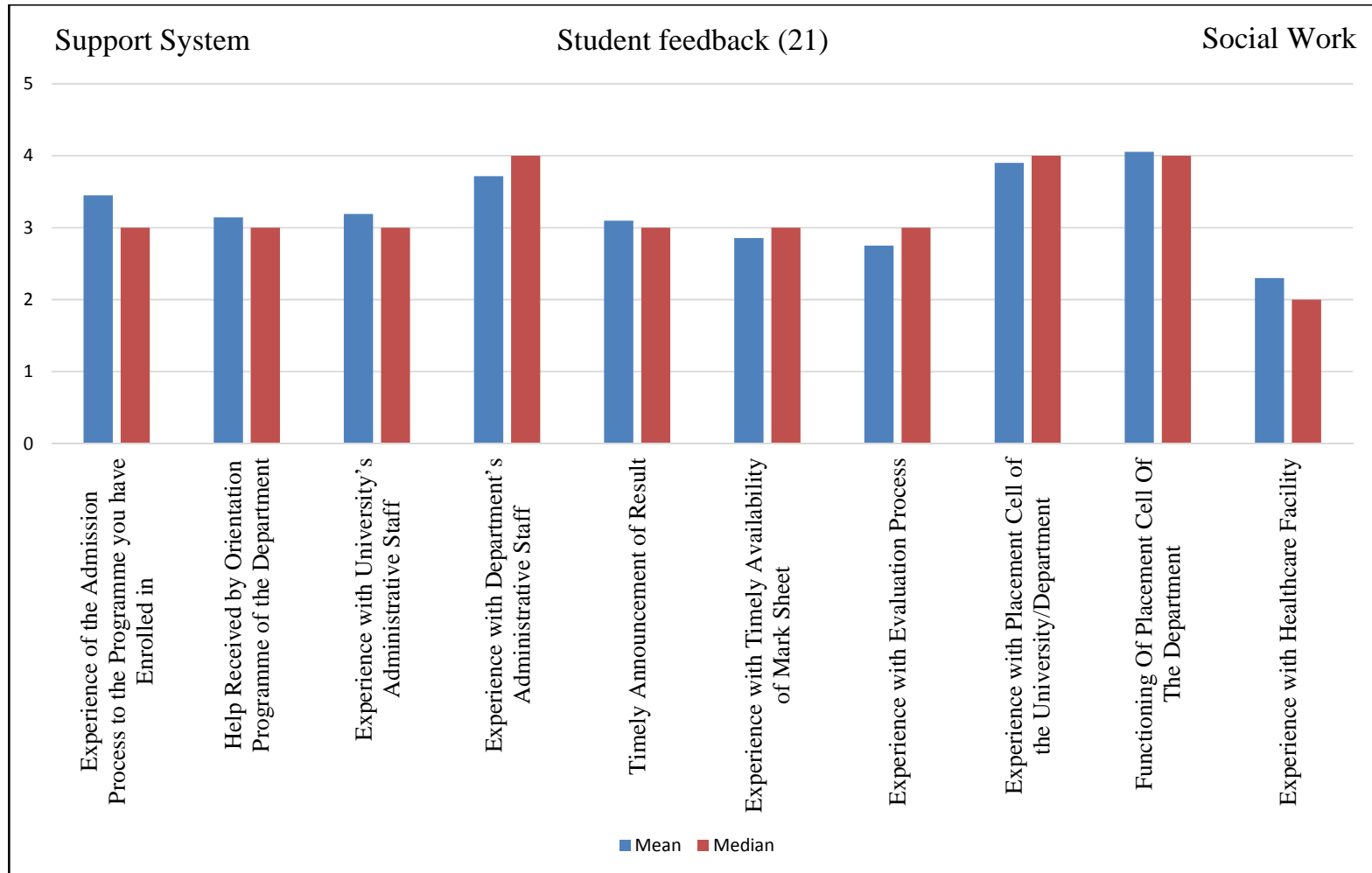
## Academic Experience



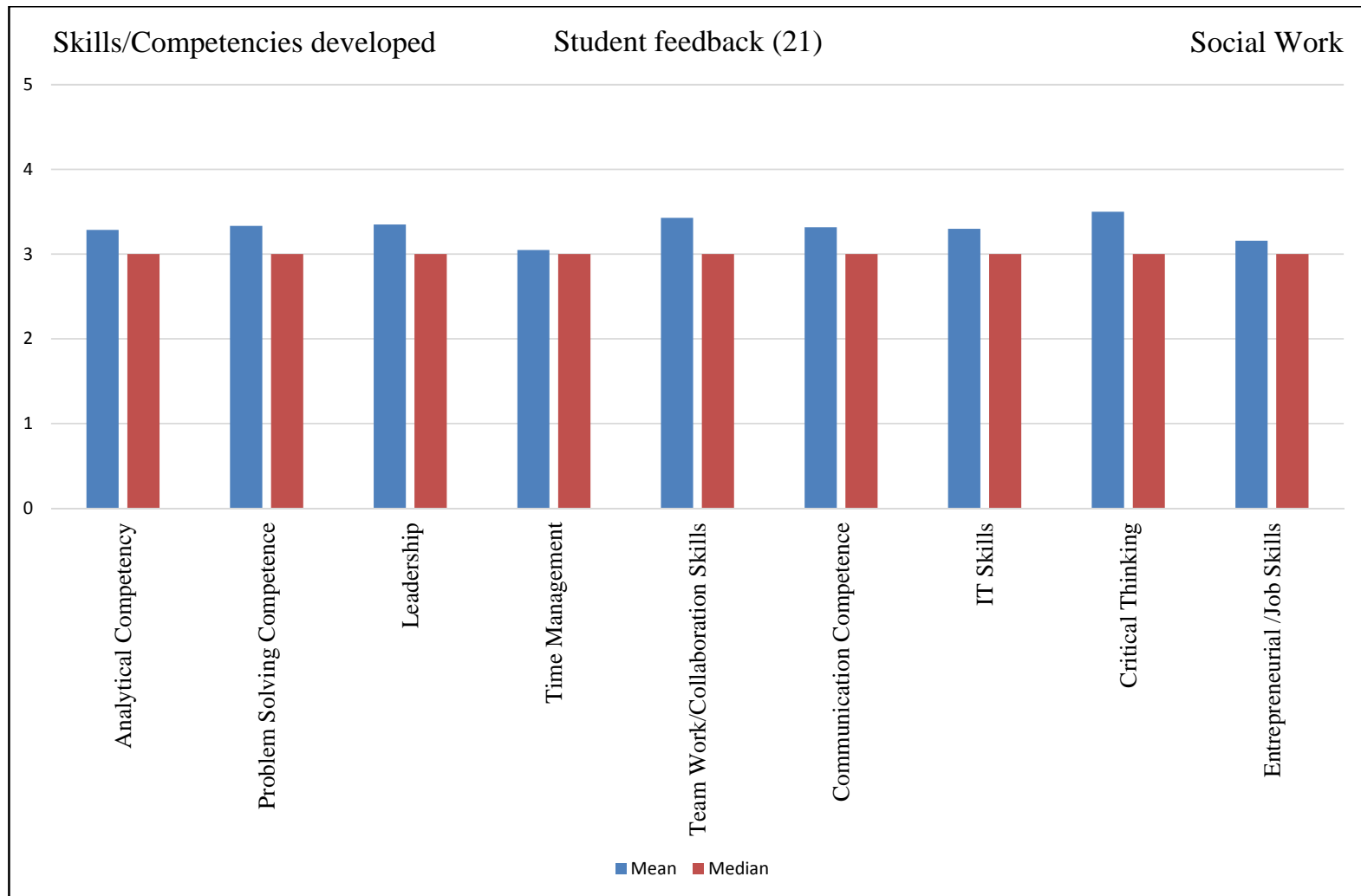
# Infrastructure



## Support System

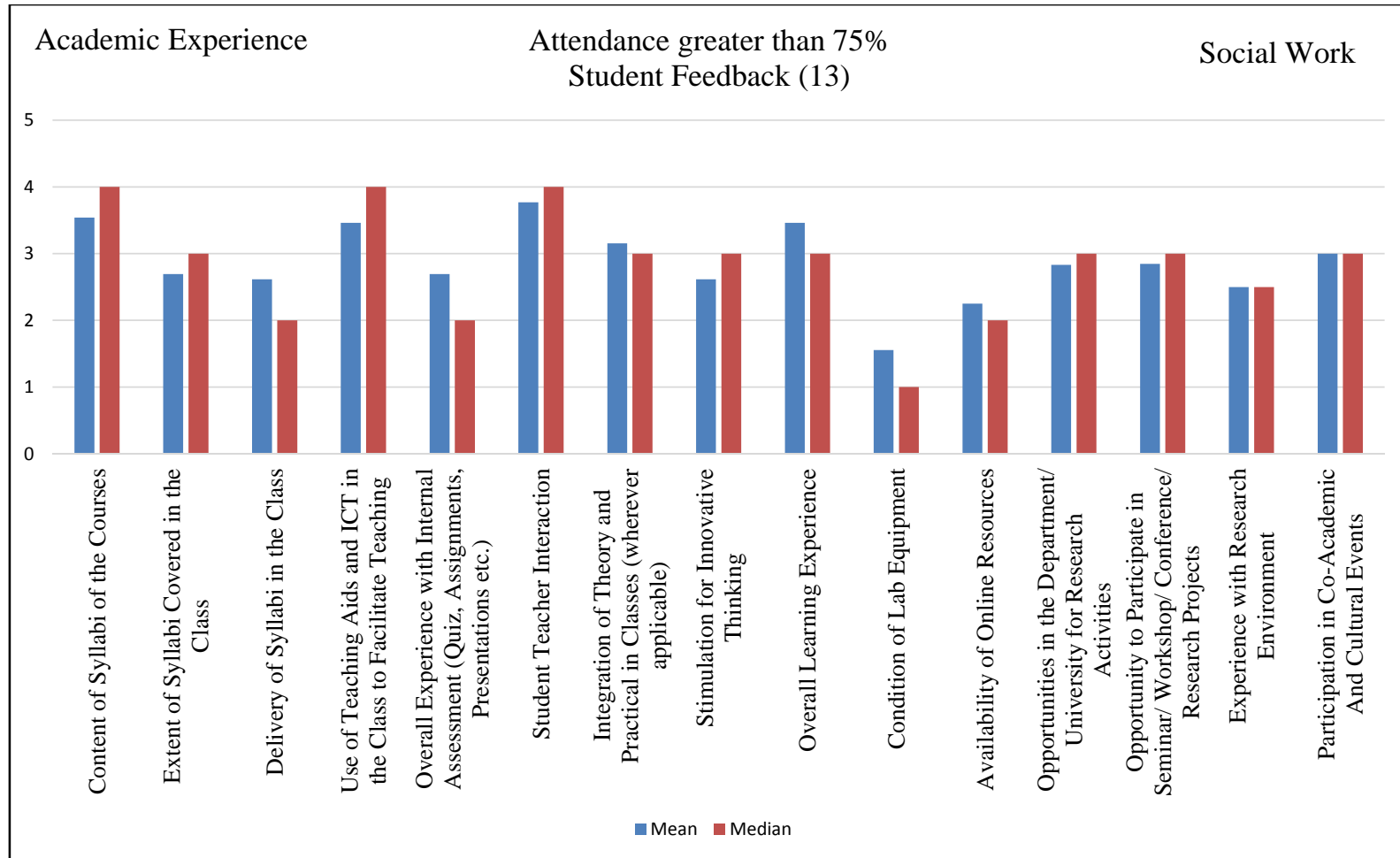


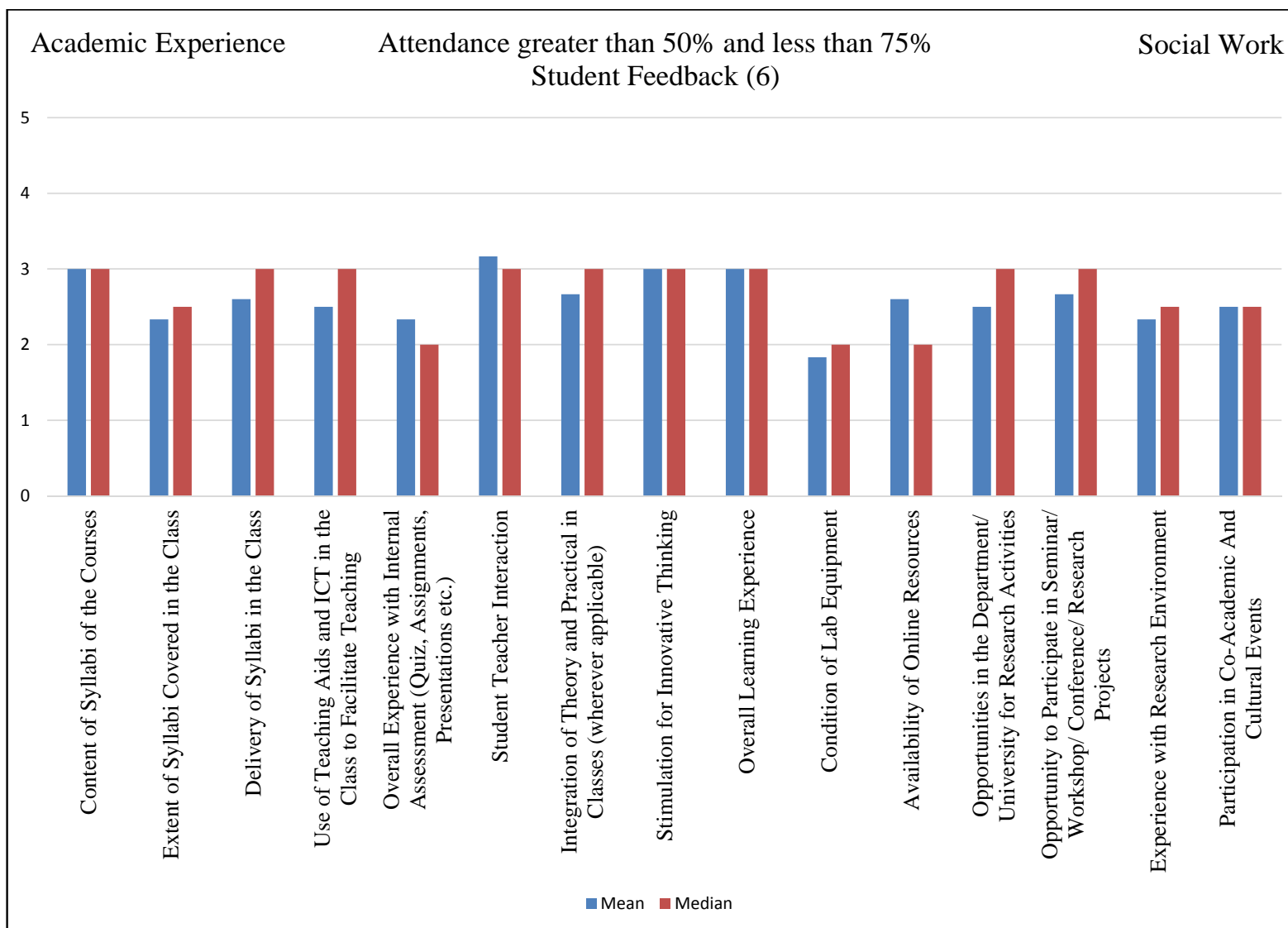
## Skills/Competencies Developed During Course of Study



## Student Feedback as per Attendance

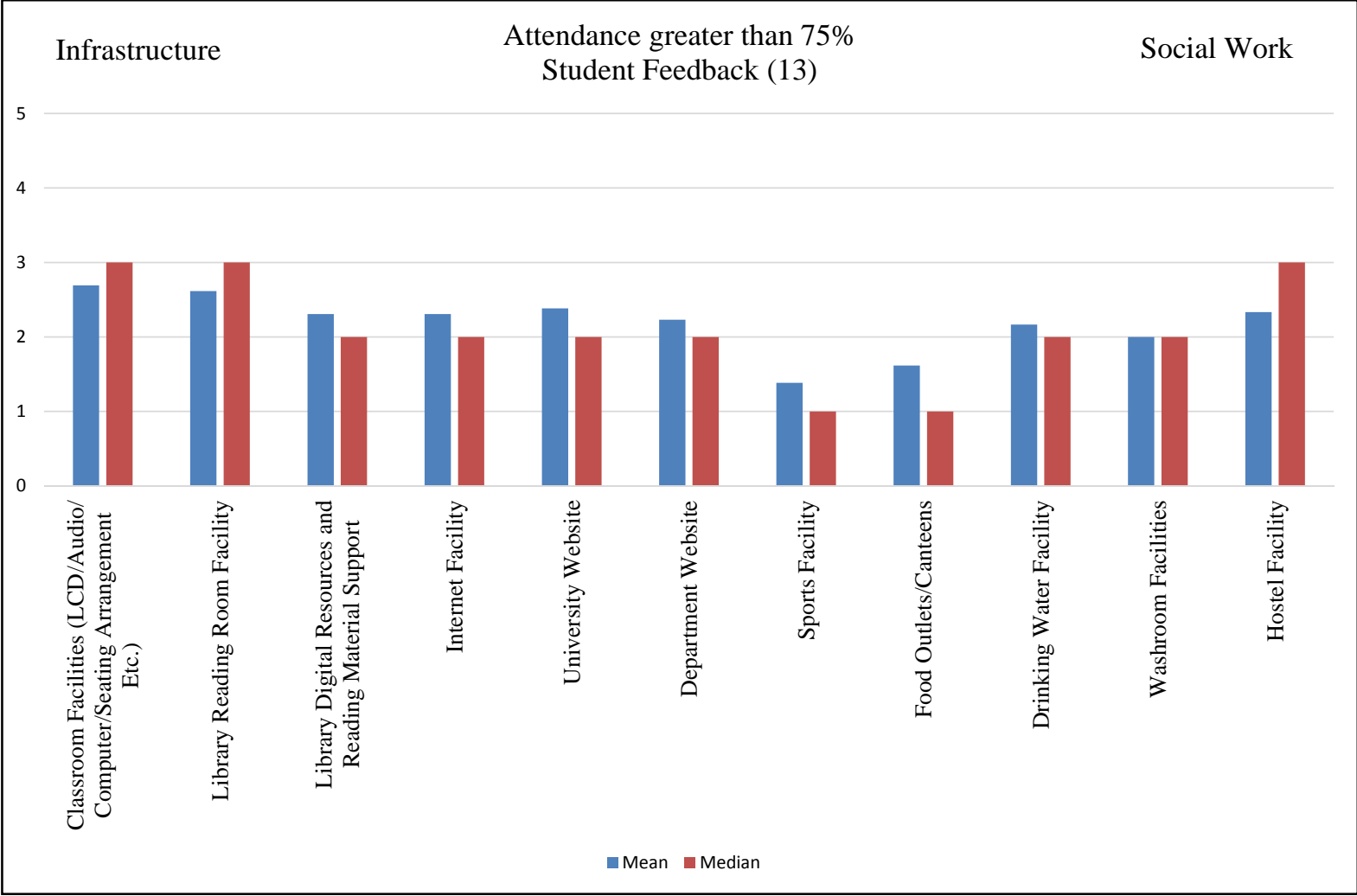
### Academic Experience

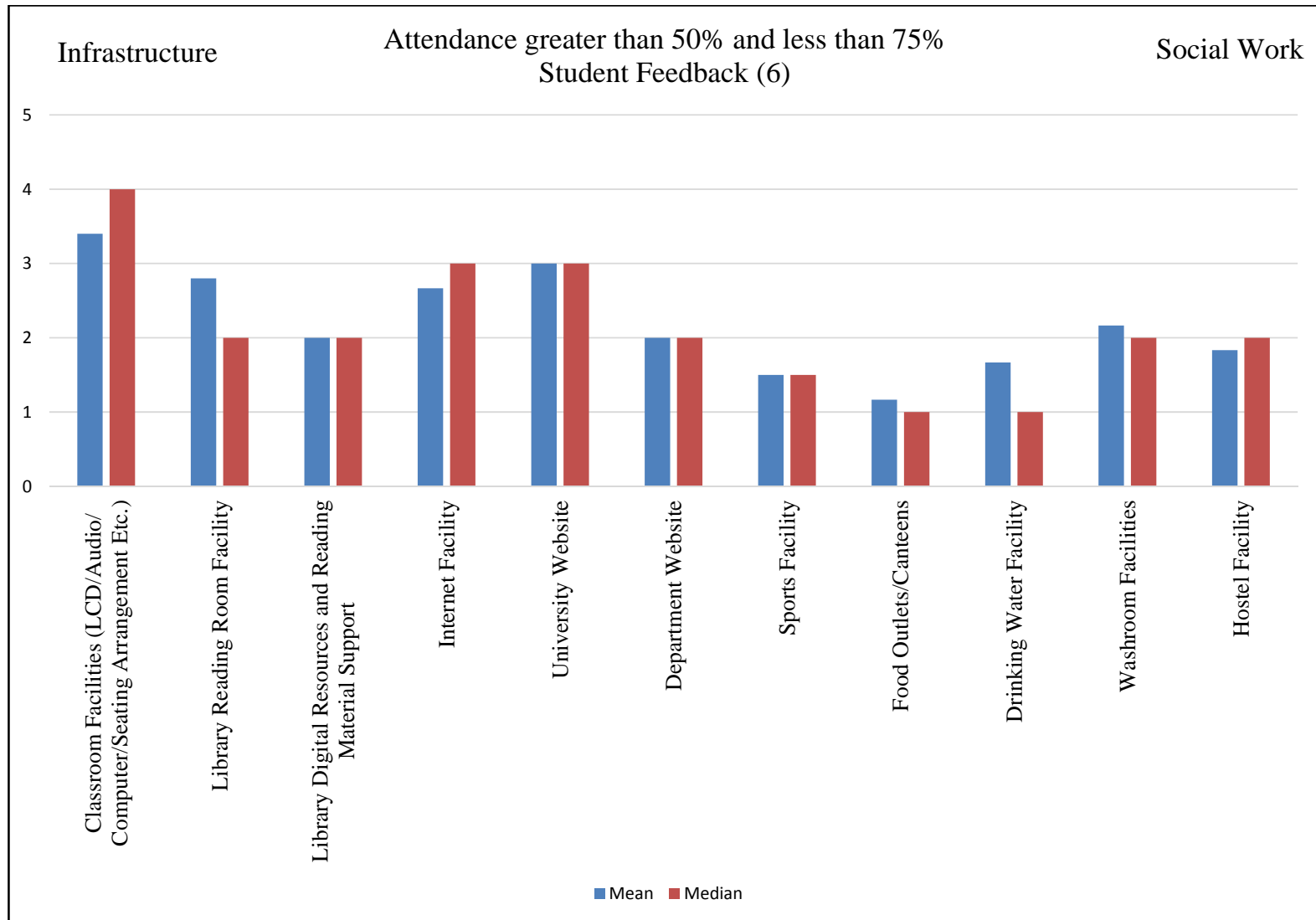




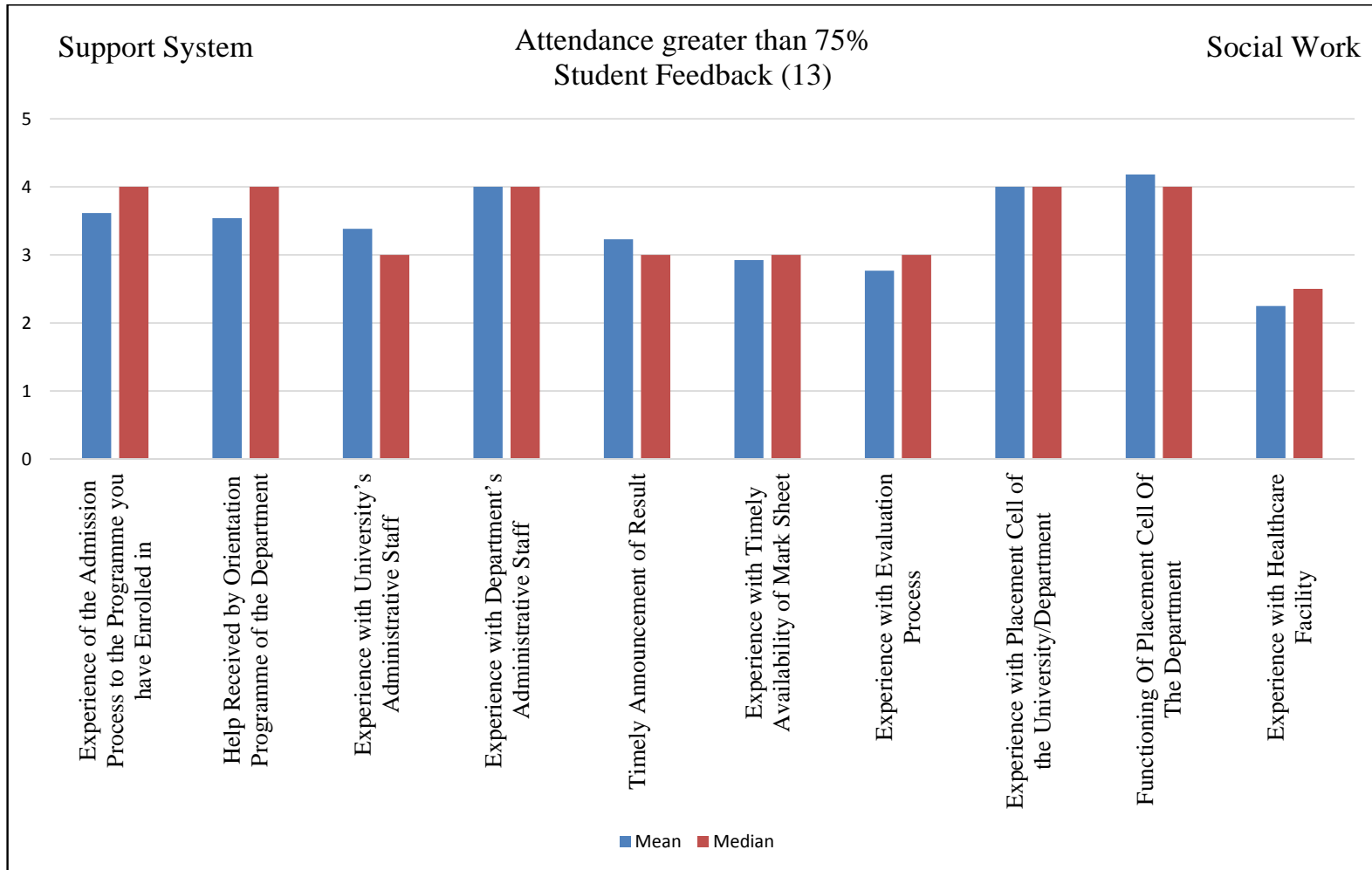


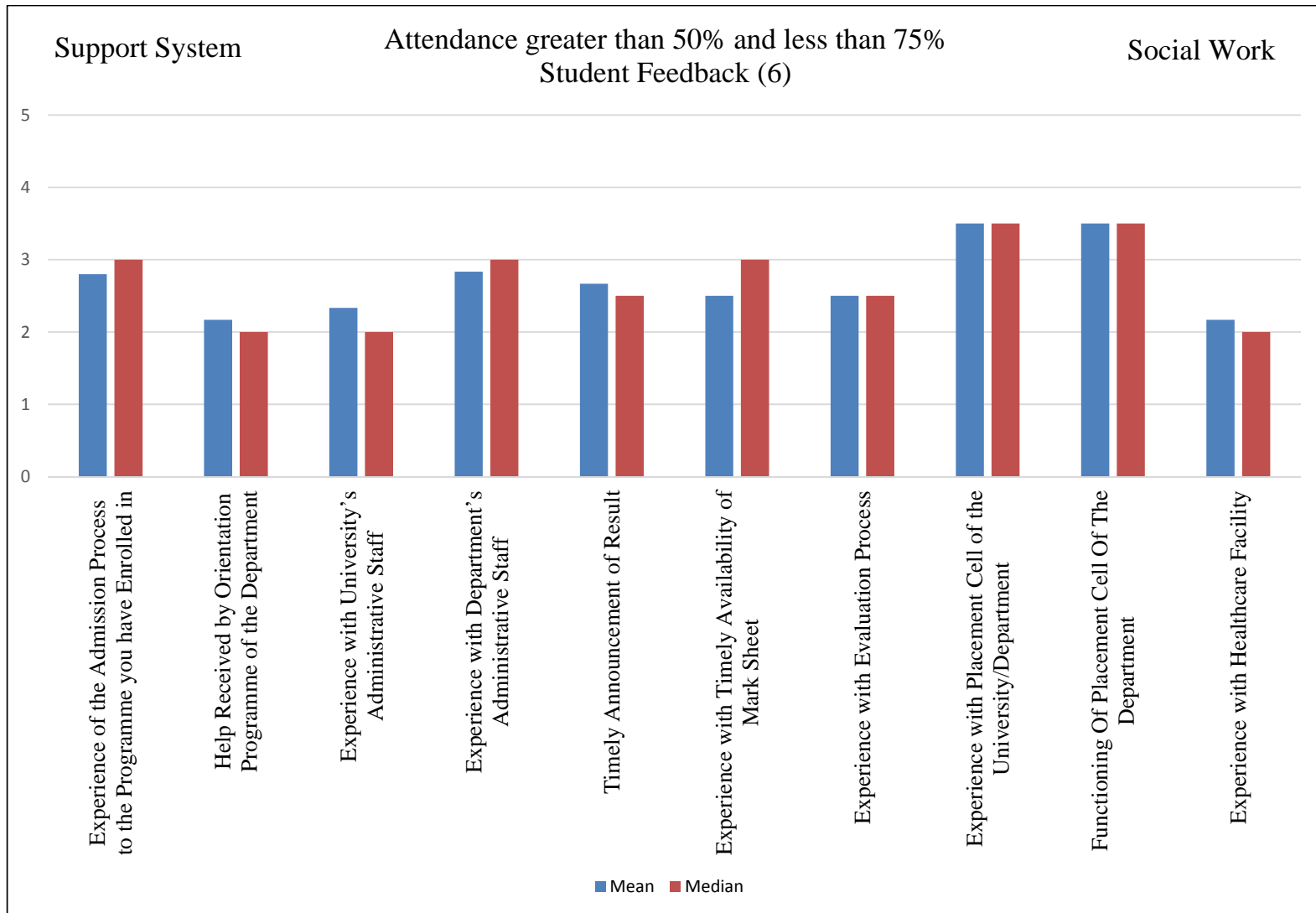
Infrastructure



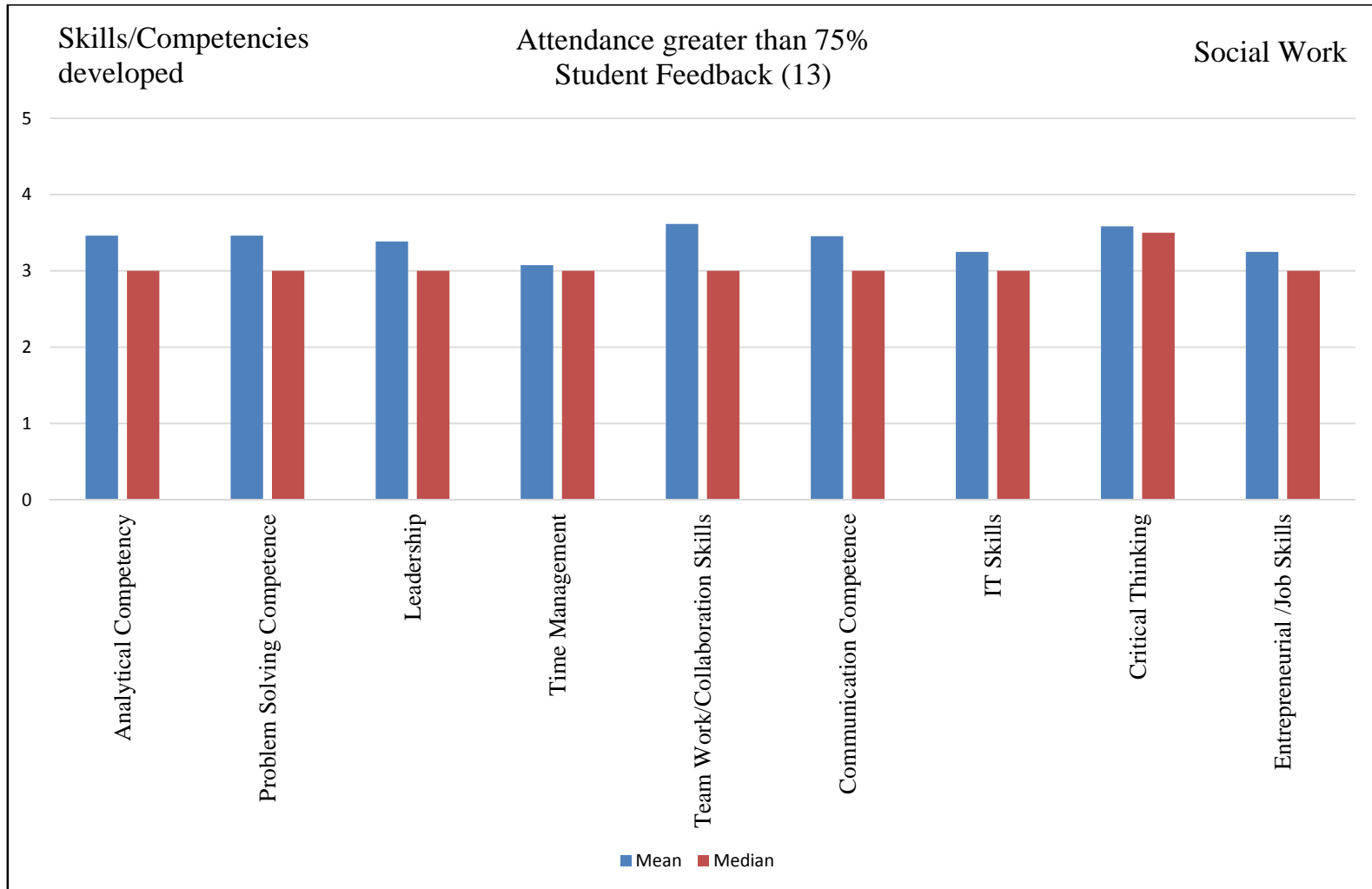


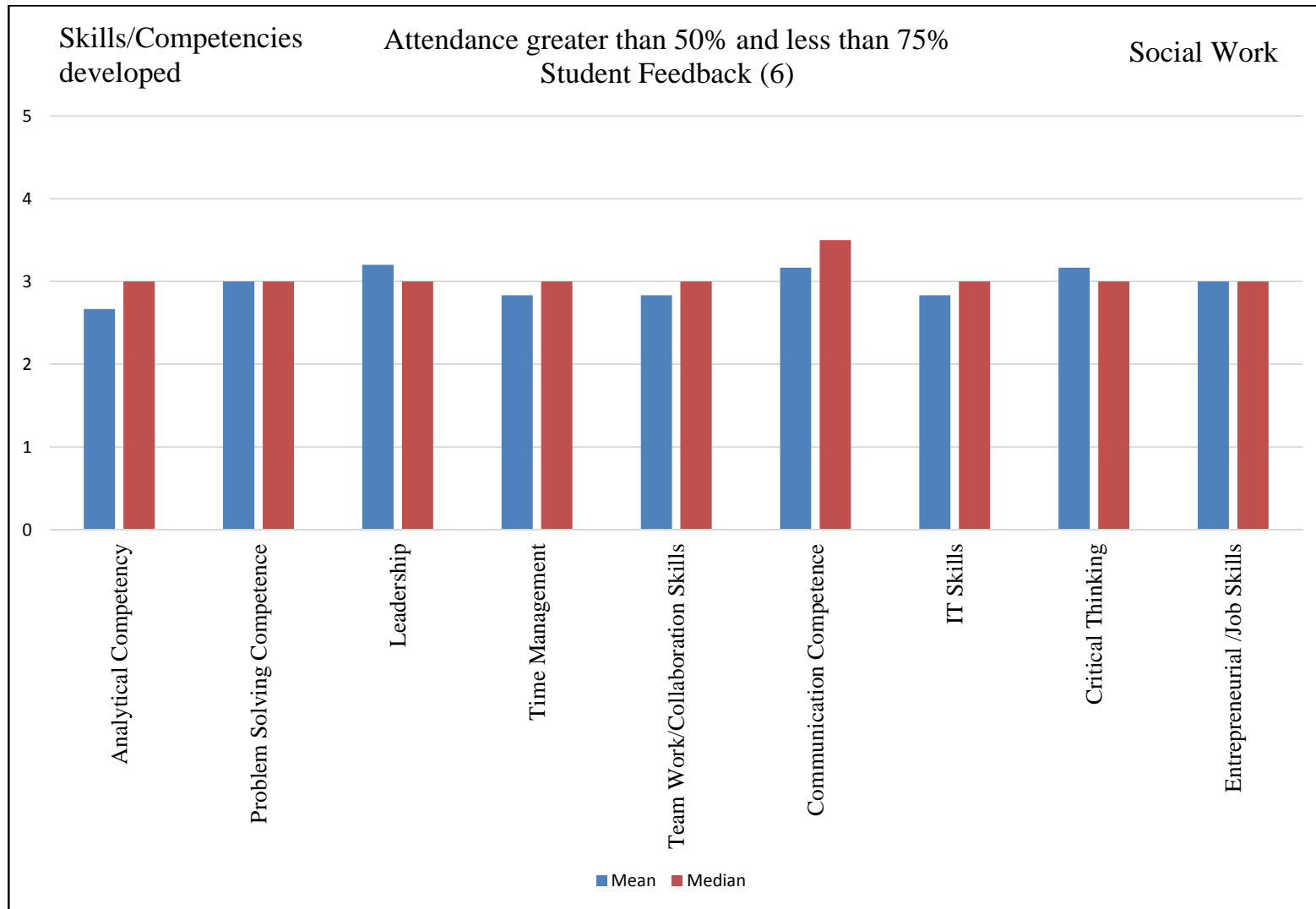
## Support System



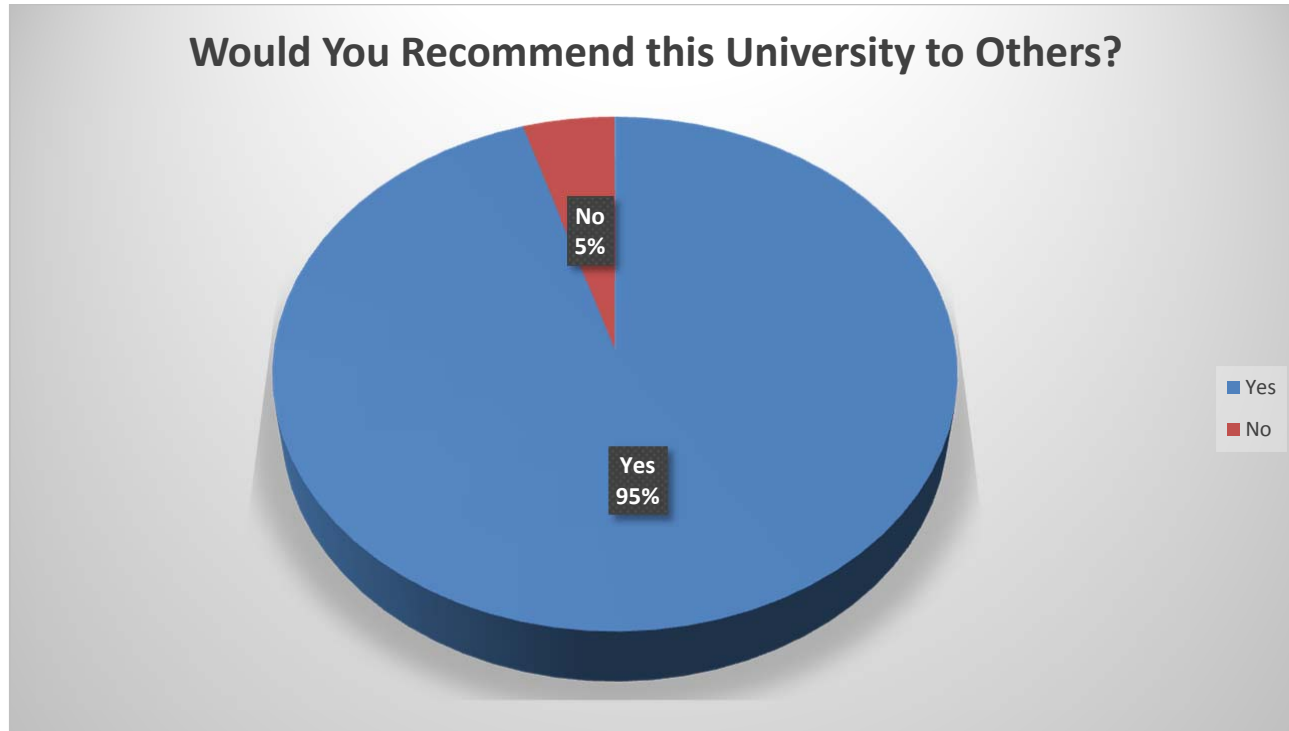


## Skills/Competencies Developed during Course of Study





## Student Feedback on “Would you recommend this university to others?”



**TABLE 1: Mean, Median, Standard Deviation, Minimum, Maximum Value for Each Question (N=21)**

S.No	Category	Mean	Median	Standard Deviation	Minimum	Maximum
<b>A.</b>	<b>Academic</b>					
1	Content of Syllabi of the Courses	3.43	3	0.90	1	5
2	Extent of Syllabi Covered in the Class	2.71	3	0.82	1	4
3	Delivery of Syllabi in the Class	2.75	3	0.89	1	4
4	Use of Teaching Aids and ICT in the Class to Facilitate Teaching	3.24	3	0.87	1	5
5	Overall Experience with Internal Assessment (Quiz, Assignments, Presentations etc.)	2.67	2	0.89	1	4
6	Student Teacher Interaction	3.57	4	0.90	1	5
7	Integration of Theory and Practical in Classes (wherever applicable)	3.05	3	0.90	1	4
8	Stimulation for Innovative Thinking	2.80	3	1.21	1	5
9	Overall Learning Experience	3.40	4	0.73	1	4
10	Condition of Lab Equipment	1.88	2	1.05	1	5
11	Availability of Online Resources	2.50	2	1.21	1	5
12	Opportunities in the Department/ University for Research Activities	2.80	3	1.03	1	4
13	Opportunity to Participate in Seminar/ Workshop/ Conference/ Research Projects	2.86	3	0.99	1	4
14	Experience with Research Environment	2.60	3	1.02	1	5
15	Participation in Co-Academic And Cultural Events	2.90	3	1.19	1	5
	<b>Overall</b>	<b>2.88</b>				
<b>B.</b>	<b>Infrastructure</b>					
16	Classroom Facilities (LCD/Audio/ Computer/Seating Arrangement Etc.)	2.95	3	0.74	2	4
17	Library Reading Room Facility	2.75	3	1.22	1	5
18	Library Digital Resources and Reading Material Support	2.33	2	1.28	1	5
19	Internet Facility	2.57	3	1.05	1	4
20	University Website	2.65	3	0.96	1	4
21	Department Website	2.30	2	1.05	1	4



S.No	Category	Mean	Median	Standard Deviation	Minimum	Maximum
22	Sports Facility	1.57	1	0.79	1	4
23	Food Outlets/Canteens	1.57	1	0.85	1	4
24	Drinking Water Facility	2.11	2	1.21	1	4
25	Washroom Facilities	2.16	2	0.87	1	4
26	Hostel Facility	2.24	2	0.88	1	4
	<b>Overall</b>	<b>2.90</b>				
<b>C.</b>	<b>Support System</b>					
27	Experience of the Admission Process to the Programme you have Enrolled in	3.45	3	0.74	2	5
28	Help Received by Orientation Programme of the Department	3.14	3	1.17	1	5
29	Experience with University's Administrative Staff	3.19	3	1.01	1	5
30	Experience with Department's Administrative Staff	3.71	4	0.88	2	5
31	Timely Announcement of Result	3.10	3	1.06	1	5
32	Experience with Timely Availability of Mark Sheet	2.86	3	0.89	1	5
33	Experience with Evaluation Process	2.75	3	0.77	1	4
34	Experience with Placement Cell of the University/Department	3.90	4	0.94	2	5
35	Functioning Of Placement Cell Of The Department	4.05	4	1.05	1	5
36	Experience with Healthcare Facility	2.30	2	0.84	1	4
	<b>Overall</b>	<b>3.24</b>				
<b>D.</b>	<b>Skills/Competencies Developed During Course of Study</b>					
37	Analytical Competency	3.29	3	0.98	1	5
38	Problem Solving Competence	3.33	3	0.84	2	5
39	Leadership	3.35	3	0.91	1	5
40	Time Management	3.05	3	1.09	1	5
41	Team Work/Collaboration Skills	3.43	3	1.00	1	5
42	Communication Competence	3.32	3	1.13	1	5
43	IT Skills	3.30	3	0.78	2	5

S.No	Category	Mean	Median	Standard Deviation	Minimum	Maximum
44	Critical Thinking	3.50	3	0.92	1	5
45	Entrepreneurial /Job Skills	3.16	3	0.99	1	5
	<b>Overall</b>	<b>3.30</b>				
<b>E.</b>	<b>Overall University Experience</b>					
46	Your Overall Academic Experience	3.43	3	0.73	2	5

**TABLE 2: Frequency Distribution in Levels (N=21)**

S.No	Category	Below Average	Average	Good	Very Good	Excellent	Don't Know	Not Applicable
<b>A.</b>	<b>Academic</b>							
1	Content of Syllabi of the Courses	1	1	9	8	2	0	0
2	Extent of Syllabi Covered in the Class	2	5	11	3	0	0	0
3	Delivery of Syllabi in the Class	1	8	6	5	0	0	0
4	Use of Teaching Aids and ICT in the Class to Facilitate Teaching	1	2	10	7	1	0	0
5	Overall Experience with Internal Assessment (Quiz, Assignments, Presentations etc.)	1	10	5	5	0	0	0
6	Student Teacher Interaction	1	1	6	11	2	0	0
7	Integration of Theory and Practical in Classes (wherever applicable)	1	5	7	8	0	0	0
8	Stimulation for Innovative Thinking	4	3	8	3	2	0	0
9	Overall Learning Experience	1	0	9	10	0	0	0
10	Condition of Lab Equipment	7	6	2	0	1	0	0
11	Availability of Online Resources	4	7	2	4	1	0	0
12	Opportunities in the Department/ University for Research Activities	3	4	7	6	0	0	0
13	Opportunity to Participate in Seminar/ Workshop/ Conference/ Research Projects	3	3	9	6	0	0	0
14	Experience with Research Environment	3	6	8	2	1	0	0
15	Participation in Co-Academic And Cultural Events	3	5	6	5	2	0	0
<b>B.</b>	<b>Infrastructure</b>							
16	Classroom Facilities (LCD/Audio/ Computer/Seating Arrangement Etc.)	0	6	9	5	0	0	0
17	Library Reading Room Facility	4	4	7	3	2	0	0
18	Library Digital Resources and Reading Material Support	7	6	4	2	2	0	0

S.No	Category	Below Average	Average	Good	Very Good	Excellent	Don't Know	Not Applicable
19	Internet Facility	4	6	6	5	0	0	0
20	University Website	3	5	8	4	0	0	0
21	Department Website	5	8	3	4	0	0	0
22	Sports Facility	12	7	1	1	0	0	0
23	Food Outlets/Canteens	13	5	2	1	0	0	0
24	Drinking Water Facility	9	3	3	4	0	0	0
25	Washroom Facilities	5	7	6	1	0	0	0
26	Hostel Facility	4	6	6	1	0	0	0
<b>C.</b>	<b>Support System</b>							
27	Experience of the Admission Process to the Programme you have Enrolled in	0	1	11	6	2	0	0
28	Help Received by Orientation Programme of the Department	2	5	4	8	2	0	0
29	Experience with University's Administrative Staff	1	4	8	6	2	0	0
30	Experience with Department's Administrative Staff	0	1	9	6	5	0	0
31	Timely Announcement of Result	1	6	6	6	2	0	0
32	Experience with Timely Availability of Mark Sheet	1	6	10	3	1	0	0
33	Experience with Evaluation Process	1	6	10	3	0	0	0
34	Experience with Placement Cell of the University/Department	0	2	4	8	6	0	0
35	Functioning Of Placement Cell Of The Department	1	0	4	6	8	0	0
36	Experience with Healthcare Facility	4	7	8	1	0	0	0
<b>D.</b>	<b>Skills/Competencies Developed During Course of Study</b>							
37	Analytical Competency	1	2	11	4	3	0	0
38	Problem Solving Competence	0	3	10	6	2	0	0
39	Leadership	1	1	10	6	2	0	0
40	Time Management	3	1	11	4	2	0	0
41	Team Work/Collaboration Skills	1	1	11	4	4	0	0
42	Communication Competence	1	4	5	6	3	0	0

S.No	Category	Below Average	Average	Good	Very Good	Excellent	Don't Know	Not Applicable
43	IT Skills	0	2	12	4	2	0	0
44	Critical Thinking	1	0	10	6	3	0	0
45	Entrepreneurial /Job Skills	1	4	6	7	1	0	0
<b>E.</b>	<b>Overall University Experience</b>							
46	Your Overall Academic Experience	0	2	9	9	1	0	0

**TABLE 3: Frequency Distribution in Percentage (N=21)**

S.No	Category	Below Average	Average	Good	Very Good	Excellent	Don't Know	Not Applicable
<b>A.</b>	<b>Academic</b>							
1	Content of Syllabi of the Courses	4.76	4.76	42.86	38.1	9.52	0	0
2	Extent of Syllabi Covered in the Class	9.52	23.81	52.38	14.29	0	0	0
3	Delivery of Syllabi in the Class	5	40	30	25	0	0	0
4	Use of Teaching Aids and ICT in the Class to Facilitate Teaching	4.76	9.52	47.62	33.33	4.76	0	0
5	Overall Experience with Internal Assessment (Quiz, Assignments, Presentations etc.)	4.76	47.62	23.81	23.81	0	0	0
6	Student Teacher Interaction	4.76	4.76	28.57	52.38	9.52	0	0
7	Integration of Theory and Practical in Classes (wherever applicable)	4.76	23.81	33.33	38.1	0	0	0
8	Stimulation for Innovative Thinking	20	15	40	15	10	0	0
9	Overall Learning Experience	5	0	45	50	0	0	0
10	Condition of Lab Equipment	43.75	37.5	12.5	0	6.25	0	0
11	Availability of Online Resources	22.22	38.89	11.11	22.22	5.56	0	0
12	Opportunities in the Department/ University for Research Activities	15	20	35	30	0	0	0
13	Opportunity to Participate in Seminar/ Workshop/ Conference/ Research Projects	14.29	14.29	42.86	28.57	0	0	0
14	Experience with Research Environment	15	30	40	10	5	0	0
15	Participation in Co-Academic And Cultural Events	14.29	23.81	28.57	23.81	9.52	0	0
<b>B.</b>	<b>Infrastructure</b>							
16	Classroom Facilities (LCD/Audio/ Computer/Seating Arrangement Etc.)	0	30	45	25	0	0	0
17	Library Reading Room Facility	20	20	35	15	10	0	0
18	Library Digital Resources and Reading Material Support	33.33	28.57	19.05	9.52	9.52	0	0
19	Internet Facility	19.05	28.57	28.57	23.81	0	0	0

S.No	Category	Below Average	Average	Good	Very Good	Excellent	Don't Know	Not Applicable
20	University Website	15	25	40	20	0	0	0
21	Department Website	25	40	15	20	0	0	0
22	Sports Facility	57.14	33.33	4.76	4.76	0	0	0
23	Food Outlets/Canteens	61.9	23.81	9.52	4.76	0	0	0
24	Drinking Water Facility	47.37	15.79	15.79	21.05	0	0	0
25	Washroom Facilities	26.32	36.84	31.58	5.26	0	0	0
26	Hostel Facility	23.53	35.29	35.29	5.88	0	0	0
<b>C.</b>	<b>Support System</b>							
27	Experience of the Admission Process to the Programme you have Enrolled in	0	5	55	30	10	0	0
28	Help Received by Orientation Programme of the Department	9.52	23.81	19.05	38.1	9.52	0	0
29	Experience with University's Administrative Staff	4.76	19.05	38.1	28.57	9.52	0	0
30	Experience with Department's Administrative Staff	0	4.76	42.86	28.57	23.81	0	0
31	Timely Announcement of Result	4.76	28.57	28.57	28.57	9.52	0	0
32	Experience with Timely Availability of Mark Sheet	4.76	28.57	47.62	14.29	4.76	0	0
33	Experience with Evaluation Process	5	30	50	15	0	0	0
34	Experience with Placement Cell of the University/Department	0	10	20	40	30	0	0
35	Functioning Of Placement Cell Of The Department	5.26	0	21.05	31.58	42.11	0	0
36	Experience with Healthcare Facility	20	35	40	5	0	0	0
<b>D.</b>	<b>Skills/ Competencies Developed During Course of Study</b>							
37	Analytical Competency	4.76	9.52	52.38	19.05	14.29	0	0
38	Problem Solving Competence	0	14.29	47.62	28.57	9.52	0	0
39	Leadership	5	5	50	30	10	0	0
40	Time Management	14.29	4.76	52.38	19.05	9.52	0	0
41	Team Work/Collaboration Skills	4.76	4.76	52.38	19.05	19.05	0	0
42	Communication Competence	5.26	21.05	26.32	31.58	15.79	0	0
43	IT Skills	0	10	60	20	10	0	0

S.No	Category	Below Average	Average	Good	Very Good	Excellent	Don't Know	Not Applicable
44	Critical Thinking	5	0	50	30	15	0	0
45	Entrepreneurial /Job Skills	5.26	21.05	31.58	36.84	5.26	0	0
<b>E.</b>	<b>Overall University Experience</b>							
46	Your Overall Academic Experience	0	9.52	42.86	42.86	4.76	0	0